



The AusAlert™ Campaign

RESOURCES FOR PARENTS, GUARDIANS,
CARERS AND TEACHERS



Acknowledgement of Country

The Australian Government acknowledges the Traditional Owners of Country throughout Australia and acknowledges their continuing connection to land, waters and community. We pay our respects to the people, the cultures and the Elders past and present.

Contents

Introduction	4	Factsheets	10
The AusAlert campaign	5	Digital banner	11
Key messages	6	Newsletter template	12
In the pack	7	Social media tile	13
Actions you can take	8	Social media caption	14
Posters	9	Animation	15

Introduction

The Australian Government is launching AusAlert – a new national warning system that sends emergency messages to compatible mobile devices.

It's a fast and reliable way to help keep Australians informed so they can act quickly during disasters such as bushfires, severe weather and public health emergencies.

Before AusAlert is ready to use in October 2026, we need to test the system locally and nationally. We also want all Australians to know what an AusAlert will look and sound like.

We'd love you to share these assets with your communities and schools to raise awareness of AusAlert and the AusAlert tests.



The AusAlert campaign

The AusAlert campaign aims to:

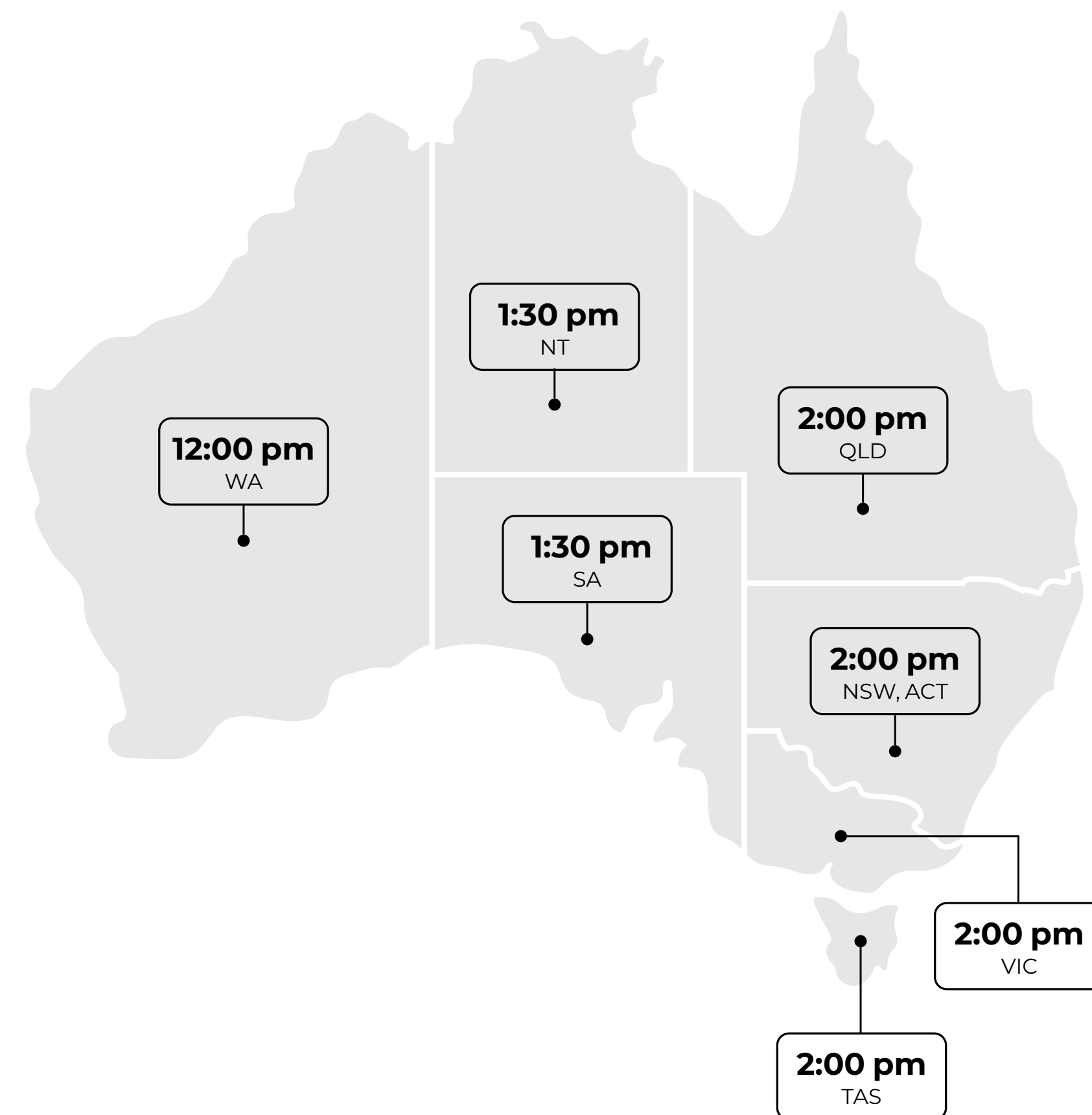
- let people know about AusAlert
- show why AusAlert is important
- let people know where to find more information about AusAlert.



Key messages

- The Australian Government is launching AusAlert in October 2026.
- AusAlert is another way the Australian Government and state and territory emergency services organisations are helping to keep Australians safer.
- Before AusAlert is ready to use, it will be tested to make sure it works as intended.
- AusAlert will be tested in selected local communities across Australia in June 2026.
- AusAlert will be tested nationally on Monday 27 July 2026, and all compatible mobile devices across Australia will receive a test alert on this day.
- Young people in all states and territories who have a compatible device may receive a test alert during school hours.

- The AusAlert national test will happen at these times across Australia:



In the pack

This stakeholder pack contains the following AusAlert resources:

- Posters
- Factsheets
- Digital banner
- Newsletter template
- Social media tiles
- Animation

You can download additional language resources at [**ausalert.gov.au**](https://ausalert.gov.au)

Actions you can take

Please use the materials in this pack to share information about AusAlert with your school community, via the channels and methods you know will reach them best.

Encourage parents, guardians, carers and teachers across Australia to help children and teens prepare for AusAlert testing and the AusAlert launch by visiting ausalert.gov.au

Posters

These printable A3 posters show key information for parents, guardians, carers and teachers about AusAlert and the AusAlert testing period.

You can print and display them in your community, or download them to share on your social media channels, via messaging apps and email, or across other digital channels.

AusAlert™ for parents, guardians, carers and teachers
The national test
Monday 27 July 2026

AusAlert is a new national warning system that sends emergency messages to compatible mobile devices during disasters such as bushfires, severe weather and public health emergencies.

It will be ready to use in October 2026. Before then, there will be a national test across Australia on **Monday 27 July 2026**.

The AusAlert national test is happening during school hours in all states and territories. Young people may receive it at school if they have a compatible device.

This includes:

- mobile phones
- tablets
- smart watches
- children's safety watches.

The alert will:

- make the device vibrate
- play a loud siren-like sound for 10 seconds.

Before the test, teachers may remind students to follow school phone rules.

This may include asking students to:

- turn off their devices or switch them to aeroplane mode
- safely store devices in their bags or lockers.

For more information, visit ausalert.gov.au

[Download resources](#)

Factsheets

These printable A4 factsheets have detailed information for parents, guardians, carers and teachers about AusAlert and the AusAlert testing period.

You can print and hand them out, or download them to share via email, social media and other digital channels.



[Download resources](#)

Digital banner

This is a digital banner for AusAlert. You can use it in newsletters or eDMs when sharing information about AusAlert with members of your community.



[Download resources](#)

Newsletter template

This is a newsletter template containing information about AusAlert for parents, guardians and carers whose children have mobile devices.

Here's the template for you to copy and paste.

How to prepare young people for AusAlert

In October 2026, the Australian Government is launching AusAlert – a new national warning system that sends emergency messages to compatible mobile devices.

If your child has a mobile device like a phone, tablet or smart watch, it's important they can recognise an AusAlert and know how to respond if they receive one.

Below are a few topics to consider when speaking to young people about AusAlert.

Things to discuss

1. Recognising an AusAlert

Make sure young people know what an AusAlert looks and sounds like.

There are 2 main types of AusAlert:

- **Critical Alerts** are used for the most serious emergencies. **They can't be opted out of.**
- **Priority Alerts** are used for emergencies where there is a heightened level of threat because conditions are changing. They can be opted out of.

An AusAlert will let you know:

- the type of emergency
- where it's located
- how serious it is
- how to respond.

You can visit the AusAlert website with them to hear what the notification will sound like.

2. The AusAlert siren

If mobile devices are turned on, an AusAlert will:

- make them vibrate
- play a loud siren-like sound for 10 seconds.

This may happen even if a device is on silent or do not disturb.

3. The AusAlert national test

Before AusAlert is ready to use in October 2026, the system needs to be tested across Australia. This is called the AusAlert national test.

It will happen on Monday 27 July 2026 during school hours in all states and territories.

Prepare young people for the AusAlert national test by:

- visiting ausalert.gov.au
- listening to the AusAlert sound
- watching the AusAlert animated video
- reading more about how AusAlert works.

On the day of the national test, remind young people to:

- follow their school's test procedures
- listen to their teachers and school leaders.

This may include teachers asking young people to:

- turn off their devices or switch them to aeroplane mode
- safely store devices in their bags or lockers.

4. Safe phones

AusAlerts carry important information, but also come with a loud notification. If young people have access to a safe phone or hidden safety device, they may need to turn it off or switch it to aeroplane mode before the AusAlert national test, and keep it off for 24 hours.

If their device is not turned off, it may receive the AusAlert test.

5. Data and privacy

AusAlert will not give away your location. While a Critical Alert can override your device's 'silent' or 'do not disturb' modes, an AusAlert can't access any other functions on your device.

AusAlert won't:

- require you to sign up
- ask for personal or financial details
- know or store your personal information or phone number
- track your location or share your location history, even if your device is connected to a shared ID.

6. Managing concern

A loud and unexpected alert at school can interrupt lessons and make some young people feel worried or upset. It's important to reassure them that AusAlerts are sent to keep everyone safe.

If they receive a real AusAlert on their device at school, to stay safe they should:

- stay calm
- read the message carefully
- ask a teacher or adult for help
- close the notification
- follow the instructions of their teachers or school staff.

Where to learn more

Find more information about AusAlert and the AusAlert national test at ausalert.gov.au

Social media tile

This social media tile includes information for parents, carers and teachers about the AusAlert national test.

You can download this to share on your social media channels, via messaging apps and email, or across other digital channels.



[Download resources](#)

Social media caption

For this social media tile, we've also provided a suggested social media post caption you might like to use.

Here is a version for you to copy and paste.



Tile:

Receiving the AusAlert national test in school hours
Monday 27 July 2026

Caption:

The Australian Government is launching AusAlert, a new national warning system. It will send emergency messages to compatible mobile devices during disasters such as bushfires, severe weather and public health emergencies.

Before AusAlert is ready to use in October 2026, the system needs to be tested across Australia. This is called the AusAlert national test.

On **Monday 27 July 2026**, young people in all states and territories may receive the AusAlert national test during school hours if they have a compatible mobile phone, tablet, smart watch or children's safety watch.

This will happen at around:

- **2:00 pm AEST** – Queensland, New South Wales, Australian Capital Territory, Victoria, Tasmania
- **1:30 pm ACST** – Northern Territory, South Australia, Broken Hill (NSW)
- **12:00 pm AWST** – Western Australia.

If your young person's devices are turned on, the AusAlert national test will:

- make them **vibrate**
- play a **loud siren-like sound for 10 seconds**

This will happen even if the volume is turned down or devices are on silent or do not disturb.

What you should do

Prepare your young person for the AusAlert national test by:

- visiting ausalert.gov.au
- listening to the AusAlert sound
- watching the AusAlert animated videos
- reading more about how AusAlert works.

On the day of the national test, remind young people to:

- follow their school's test procedures
- listen to their teachers and school leaders.

This may include teachers asking young people to:

- turn off their devices or switch them to aeroplane mode
- safely store devices in their bags or lockers.

To learn more, visit ausalert.gov.au

Animation



This short animation provides a brief overview of AusAlert, community testing in June 2026 and the national test on Monday 27 July 2026.

It includes Auslan support, and it is also available in 19 languages.

You can download the English version of this video to share via email, social media and other digital channels.

Additional versions of the animation can be downloaded at ausalert.gov.au

[Download resources](#)



Animation

Script

In October 2026, the Australian Government is launching AusAlert – a new national warning system that uses the latest technology to send emergency messages to compatible mobile phones, tablets and smart watches.

It's a fast and reliable way to help keep you informed so you can act quickly during local and national disasters. These could be natural hazards like bushfires, floods and cyclones, security threats or public health emergencies.

Before AusAlert is ready to use, we need to test the system. We also want Australians to recognise what an AusAlert looks and sounds like.

Community testing will happen in June 2026 in selected locations across Australia. To see the full list of areas and test times, please visit the 'Community testing' section of the AusAlert website.

There will also be a national test on Monday 27 July 2026. The test time will vary across Australian time zones. Visit the 'National test' section of the AusAlert website to find the time in your location.

You don't need to sign up for AusAlert. If your mobile device is compatible, you'll receive a test alert, which will look like this.

[Show test message on screen]

[Play siren sound underneath voice over]

The test will make a loud siren-like sound and vibrate for about 10 seconds. It will sound even if your device is on 'silent' or 'do not disturb'. If this noise could disrupt you or cause you to feel unsafe, please turn off your mobile devices or switch them to aeroplane mode before the test time, and leave them off for at least one hour.

If you receive a test alert while driving or riding, don't pick up your mobile phone. Instead, find a safe and legal place to pull over and read the message.

AusAlert test messages will clearly say they are a test. You don't need to do anything. But in an actual emergency, follow the AusAlert instructions to keep yourself and others safe.

For more information on AusAlert tests, visit [ausalert dot gov dot au](https://ausalert.gov.au).



Australian Government
National Emergency Management Agency



More information

To learn more, visit ausalert.gov.au

