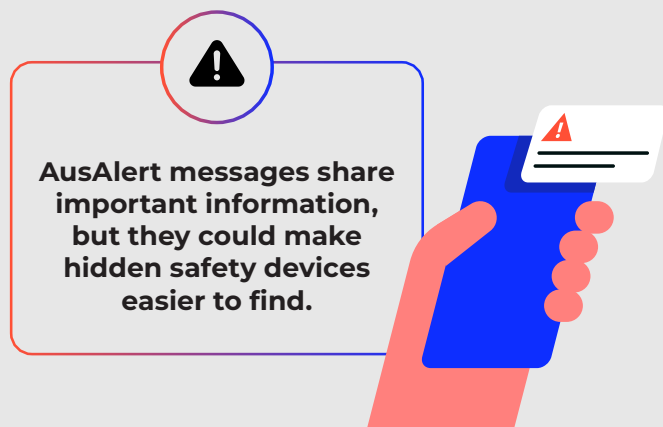


A guide to staying safe during AusAlert™ community testing

Liverpool, New South Wales
4:00 pm Wednesday 17 June 2026

The Australian Government is launching AusAlert – a new national warning system that uses the latest technology to send emergency messages to compatible mobile devices.



AusAlert is a fast and reliable way to help communities be informed and better prepared during local and national emergencies such as bushfires, severe weather and public health emergencies.

It will be ready to use from October 2026, but before it launches, the system needs to be tested in selected communities across Australia.

When is the AusAlert test in Liverpool?

Liverpool, New South Wales has been chosen as an AusAlert community testing location.

At around **4:00 pm** on **Wednesday 17 June 2026**, you may receive an AusAlert test on your mobile phone, tablet or smart watch if you are between Heathcote Road, Newbridge Road and Anzac Creek, or in the Liverpool area.

What will the AusAlert test sound like?

If your phones, tablets or smart watches are turned on, the AusAlert test may:

- make them vibrate
- play a loud siren-like sound for 10 seconds
- turn the screen on automatically.

This may happen even if the volume is turned down or your devices are on silent or do not disturb.

How do I stay safe during the AusAlert test?

AusAlerts are designed to get people's attention quickly during emergencies, to help keep them safe. But for people who use safety devices, receiving an AusAlert may cause concern as it could make those devices easier to find, especially if they're meant to stay hidden.

What you should do

If you think it might not be safe for you or someone you care about to receive the AusAlert test, do the following at least **one hour before the test time**:

- turn your safety devices off OR
- switch them to aeroplane mode (if you have it) AND
- leave them off for 24 hours.

Remember – you can still use wi-fi if your device is in aeroplane mode. If it doesn't have aeroplane mode, turn it off instead.

Step-by-step instructions

Follow these instructions to stay safe during the AusAlert test:

- 1. One hour before the test, at 3:00 pm on Wednesday 17 June 2026**, turn your safety devices off or switch them to aeroplane mode (if they have it).
- 2. Also turn off any safety devices used by children in your care.**
- 3. Keep all safety devices turned off or in aeroplane mode for 24 hours.** This means you can turn your devices back on at **3:00 pm on Thursday 18 June 2026**.

How do I turn my device off?

Apple (iOS devices such as iPhones and Apple Watches)

If your device uses Face ID:

- press and hold the right-hand side button and either volume button at the same time until 'sliders' appear
- drag the 'slide to power off' slider from left to right.

If your device has a Home button:

- press and hold the right-hand side button until the 'slider' appears
- drag the 'slide to power off' slider from left to right.

To turn either device back on, press and hold the right-hand side button until the Apple logo appears.

*Please note: AusAlerts are **not** received by Apple iPads.*

Android (devices such as phones, and some tablets and smart watches)

For most Android devices:


- press and hold the power button on either the left or right side of your device until the power menu appears
- press the 'Power Off' button.

To turn your device back on, press and hold the power button until the logo of your device manufacturer appears.

Remember to also turn off any safety devices used by children in your care.



How do I switch my device to aeroplane mode?



Apple (iOS devices such as iPhones and Apple Watches)

To turn aeroplane mode on:

- go to 'Settings'
- turn the 'Aeroplane Mode' toggle on
- an aeroplane icon should appear at the top of the screen.

To turn aeroplane mode back off:

- go to 'Settings'
- turn the 'Aeroplane Mode' toggle off
- the aeroplane icon at the top of the screen should disappear.

Please note: AusAlerts are **not** received by Apple iPads.

Android (devices such as phones, and some tablets and smart watches)

To turn aeroplane mode on (most Androids):

- go to 'Settings'
- tap on 'Network & internet'
- turn the 'Aeroplane Mode' toggle on
- an aeroplane icon should appear at the top of the screen.

To turn aeroplane mode back off (most Androids):

- go to 'Settings'
- tap on 'Network & internet'
- turn the 'Aeroplane Mode' toggle off
- the aeroplane icon at the top of the screen should disappear.

You can trust AusAlert

AusAlert has been developed by the Australian Government and is safe and secure. Only authorised emergency services organisations and the Australian Government can send AusAlerts.

AusAlert **won't**:

- require you to sign up
- ask for personal or financial details
- know or store your personal information or phone number
- track your location or share your location history, even if your device is connected to a shared ID.

What if I receive the AusAlert test on my safety device?

If your safety device is turned on and receives the AusAlert test, it may make a **loud siren-like sound for about 10 seconds** and then stop. Because it is a test, this should only happen once.

Try to stay calm. **If you aren't safe, call 000 straight away** and follow your safety plan.

In an actual disaster, you may receive more than one AusAlert if new information about the emergency is shared.

Help and advice

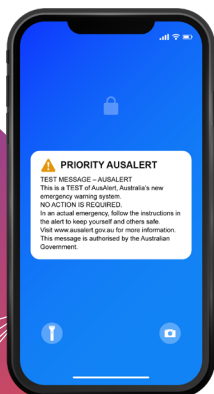
If you're worried about your immediate safety, call 000.

For advice or support:

- about your safety, call 1800RESPECT on 1800 737 732
- in your local area, visit the ANROWS website at anrows.org.au/support-directory
- if you're an Aboriginal or Torres Strait Islander, call 13YARN on 13 92 76.

What will the AusAlert test look like?

Depending on your device type and operating system, an AusAlert test message will look something like this:



For more information, visit ausalert.gov.au