

National testing




How to use this document

This is an **Easy Read document**.

Easy Read uses:

- simple words
- short sentences
- pictures to explain ideas.

You may want someone to read this document with you.



Other Easy Read documents

There are 4 Easy Read documents that explain AusAlert.

This is the fourth document. It explains the national test.

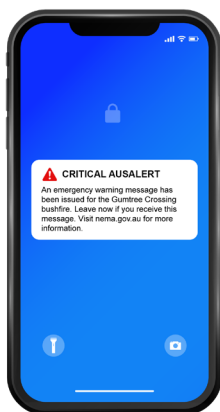
Here are links to the other Easy Read documents about AusAlert:

- What is AusAlert?
- Message types and what to do
- Community testing

Find them on the AusAlert website.

<https://www.ausalert.gov.au/community-resources>

What is AusAlert?



AusAlert sends alerts to mobile devices during emergencies and disasters.

An alert is a warning message.

You may get an alert during an emergency.

Emergencies include floods, fires, natural disasters, bio-hazards and other dangerous events.



AusAlert will be ready in **October 2026**.

It will be tested before it starts.

AusAlert will be tested across Australia



About the test

The test will happen on:

Monday 27 July 2026

A test alert will be sent to many devices across Australia.

This includes:

- mobile phones
- smart watches
- tablets.

Time of the test

The alert will be sent at the same time across Australia.



ACT, NSW, Qld, Tas, Vic

2:00 pm



NT, SA (including Broken Hill)

1:30 pm



WA

12:00 pm

What will happen during the test



A Critical Alert test will be sent.

It will go to many devices.

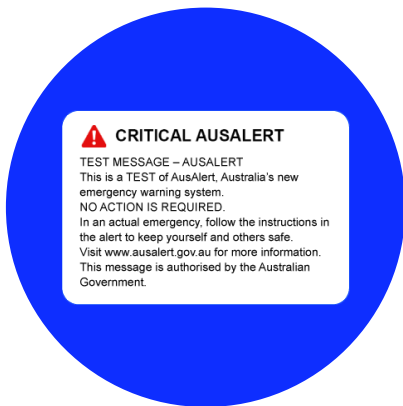
Your device will:

- vibrate
- make a loud siren sound.

A message will show on your screen.


The message will say it is a test.

What the test alert looks like



The alert will look something like this.

What the test alert sounds like



The alert sounds like a loud alarm.

The sound will last for about 10 seconds.

What to do if you get a test alert



You do not need to do anything.

This is only a test.

In a real emergency, the alert will tell you:

- what is happening
- where it is
- how serious it is
- what you should do
- who sent the alert
- where to get more information.

What to do if you do not get a test alert



You do not need to do anything.

You may not get an alert if:

- your device is not compatible
- your device was not connected to a mobile tower.

If you want to give feedback:

- fill in the form on the AusAlert website.

<https://www.ausalert.gov.au/feedback>

If you do not want to receive the test alert



Alerts help keep people safe.

This test is a Critical Alert.

If the alert may upset you, either:

- turn off your device
- use aeroplane mode.

Do this before the test time.

Keep your device off for at least one hour.

